



# PROTERRA 2021

ProTerra Program Results



# PROTERRA - SOCIAL RESPONSIBILITY AND ENVIRONMENTAL SUSTAINABILITY

- The ProTerra Certification Standard was created in 2005 based on the Basel Criteria to promote social responsibility and environmental sustainability of agricultural commodities and its application is widespread in the soy business.
- FoodChain ID has been certifying large volumes of soy and soy derivatives under the ProTerra Standard for the European and domestic market since 2006.
- The ProTerra Standard belongs to the ProTerra Foundation established in the Netherlands.
- The ProTerra Standard has a cutoff date for no deforestation after 2008. All suppliers included in the certification program must abide by this requirement.

# COVERED AREA - STATES



The ProTerra audits cover **83** municipalities in the following state(s):

MG, Brasil  
**17**  
Municipalities

PR, Brasil  
**8**  
Municipalities

GO, Brasil  
**23**  
Municipalities

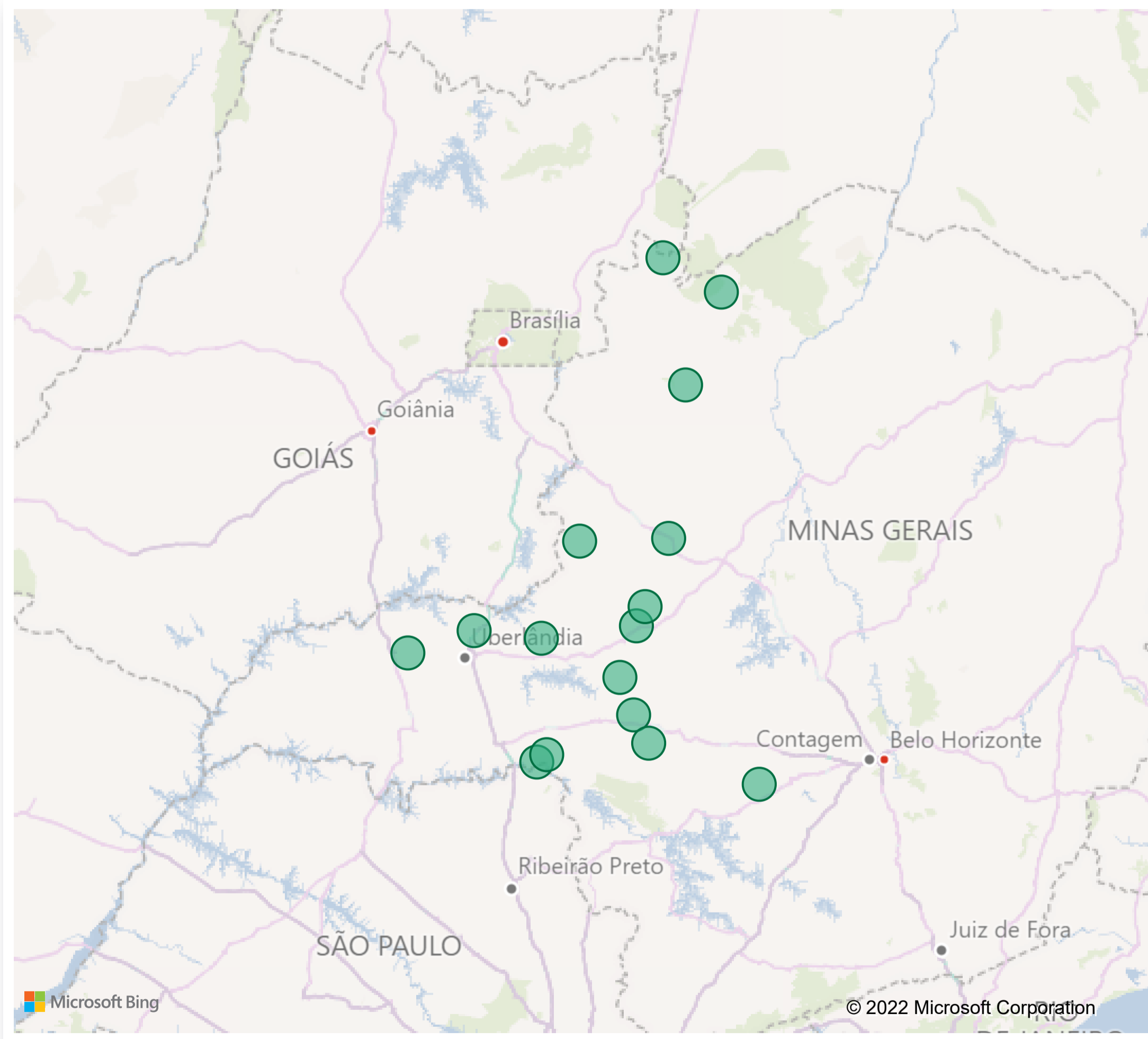
RO, Brasil  
**1**  
Municipalities

MT, Brasil  
**31**  
Municipalities

RR, Brasil  
**2**  
Municipalities

MS, Brasil  
**1**  
Municipalities

# MINAS GERAIS



Araguari, MG, Brasil

Chapada Gaúcha, MG, Brasil

Conquista, MG, Brasil

Formoso, MG, Brasil

Guarda-Mor, MG, Brasil

Ibiá, MG, Brasil

João Pinheiro, MG, Brasil

Monte Alegre de Minas, MG, Brasil

Monte Carmelo, MG, Brasil

Nova Ponte, MG, Brasil

Patos de Minas, MG, Brasil

Pratinha, MG, Brasil

Lucas do Rio Verde, MG, Brasil

Pratinha, MG, Brasil

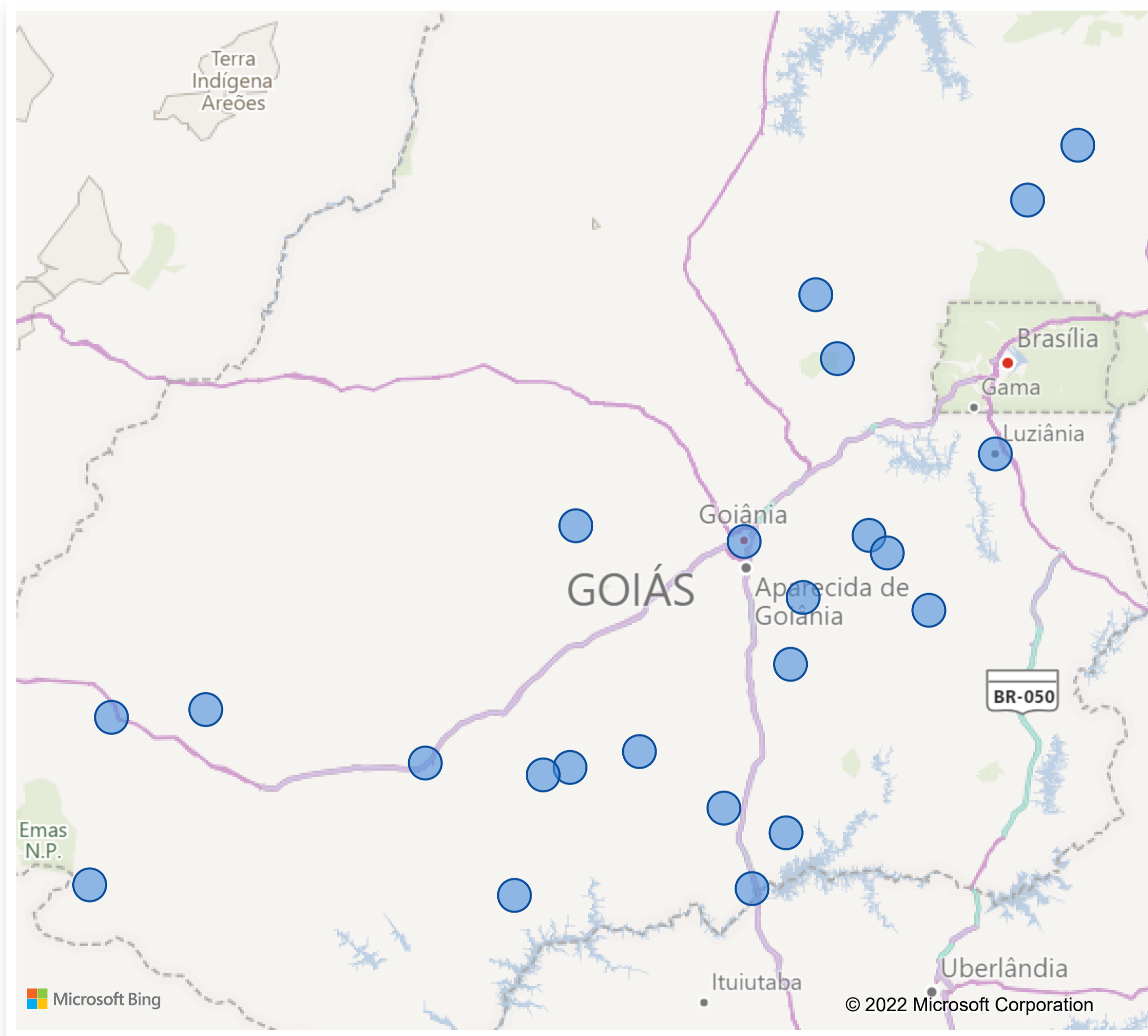
Presidente Olegário, MG, Brasil

Riachinho, MG, Brasil

Sacramento, MG, Brasil

Serra do Salitre, MG, Brasil

# GOIÁS



Água Fria de Goiás, GO, Brasil

Bela Vista de Goiás, GO, Brasil

Buriti Alegre, GO, Brasil

Chapadão do Céu, GO, Brasil

Cocalzinho de Goiás, GO, Brasil

Goiatuba, GO, Brasil

Itumbiara, GO, Brasil

Luziânia, GO, Brasil

Mineiro, GO, Brasil

Orizona, GO, Brasil

Perolândia, GO, Brasil

Piracanjuba, GO, Brasil

Porteirão, GO, Brasil

Quirinópolis, GO, Brasil

Rio Verde, GO, Brasil

São João da Aliança, GO, Brasil

Silvânia, GO, Brasil

Turvânia, GO, Brasil

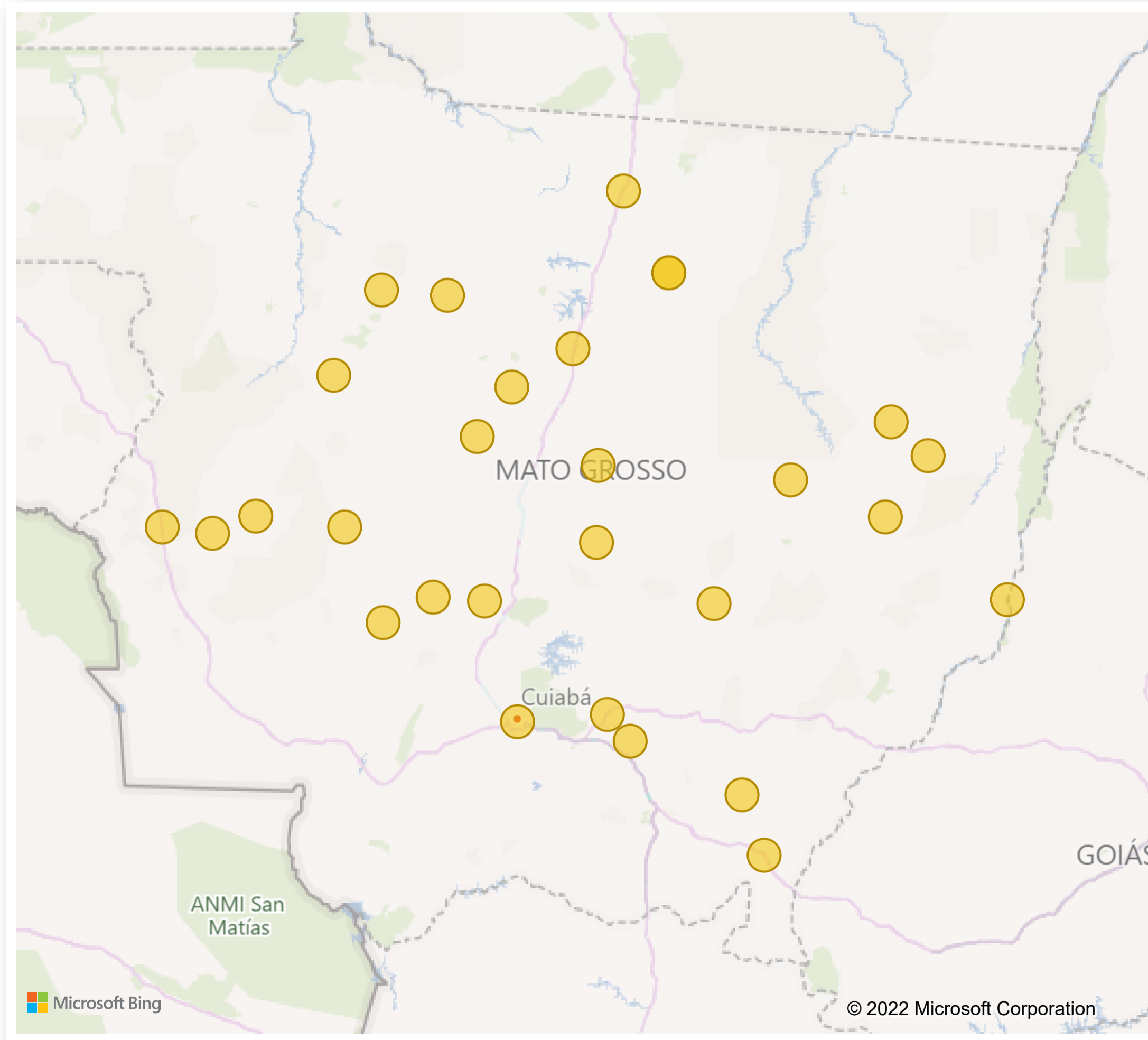
Turvelândia, GO, Brasil

Vianópolis, GO, Brasil

Vicentinópolis, GO, Brasil

Vila Propício, GO, Brasil

# MATO GROSSO



Alto Garças, MT, Brasil

Brasnorte, MT, Brasil

Campo Novo do Parecis, MT, Brasil

Campo Verde, MT, Brasil

Campos de Júlio, MT, Brasil

Canarana, MT, Brasil

Cocalinho, MT, Brasil

Comodoro, MT, Brasil

Diamantino, MT, Brasil

Dom Aquino, MT, Brasil

Gaúcha do Norte, MT, Brasil

Guiratinga, MT, Brasil

Ipiranga do Norte, MT, Brasil

Juara, MT, Brasil

Marcelandia, MT, Brasil

Marcelândia, MT, Brasil

Nova Marilândia, MT, Brasil

Nova Ubitatã, MT, Brasil

Peixoto de Azevedo, MT, Brasil

Poxoréo, MT, Brasil

Ribeirão Cascalheira, MT, Brasil

Santa Carmen, MT, Brasil

Santa Rita do Trivelato, MT, Brasil

Sapezal, MT, Brasil

Sinop, MT, Brasil

Tabaporã, MT, Brasil

Tangará da Serra, MT, Brasil

Tapurah, MT, Brasil

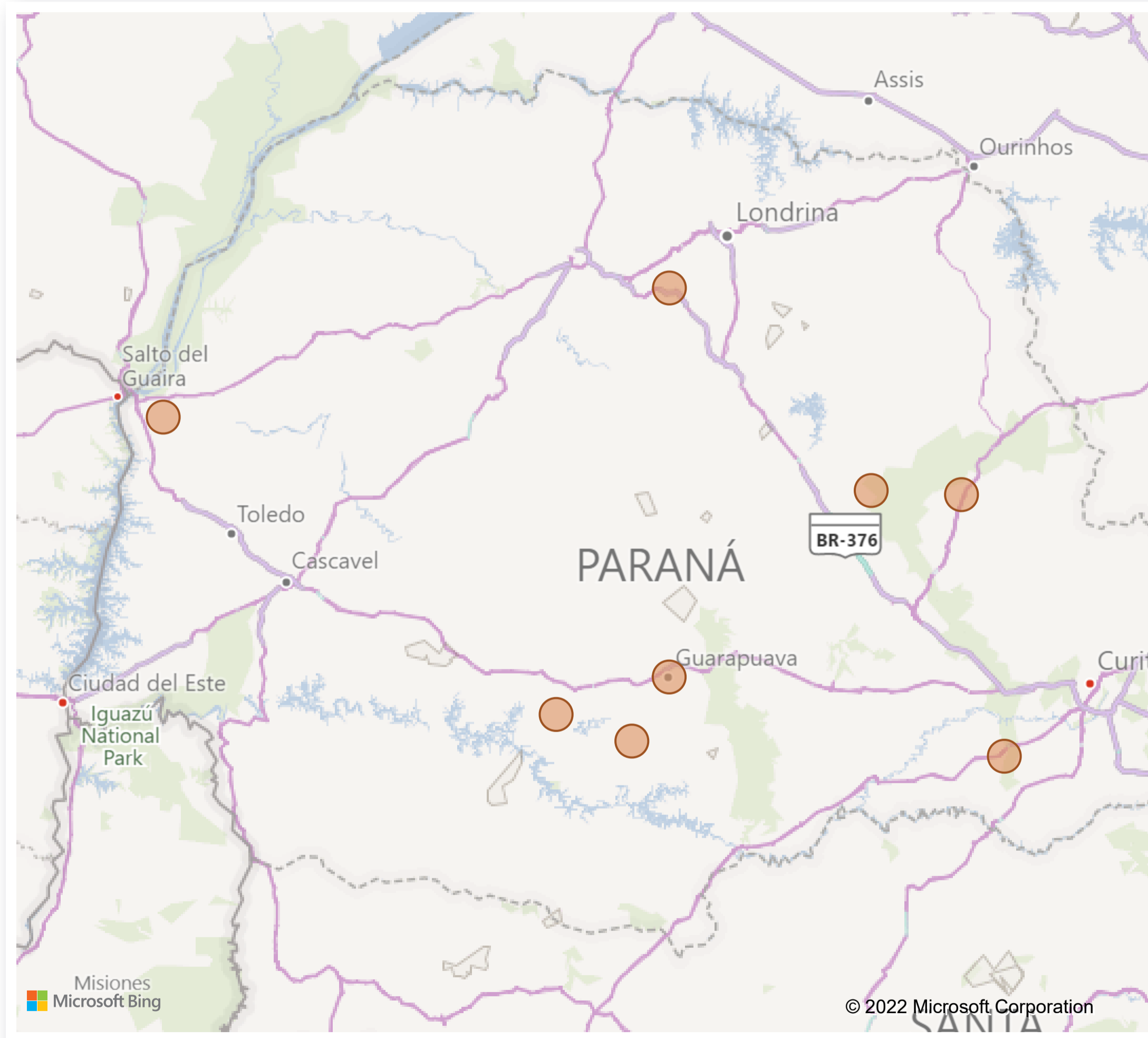
# MATO GROSSO DO SUL



Costa Rica, MS, Brasil



# PARANÁ



- Apucarana, PR, Brasil
- Candói, PR, Brasil
- Guarapuava, PR, Brasil
- Lapa, PR, Brasil
- Pinhão, PR, Brasil
- Piraí do Sul, PR, Brasil
- Terra Roxa, PR, Brasil
- Tibagi, PR, Brasil





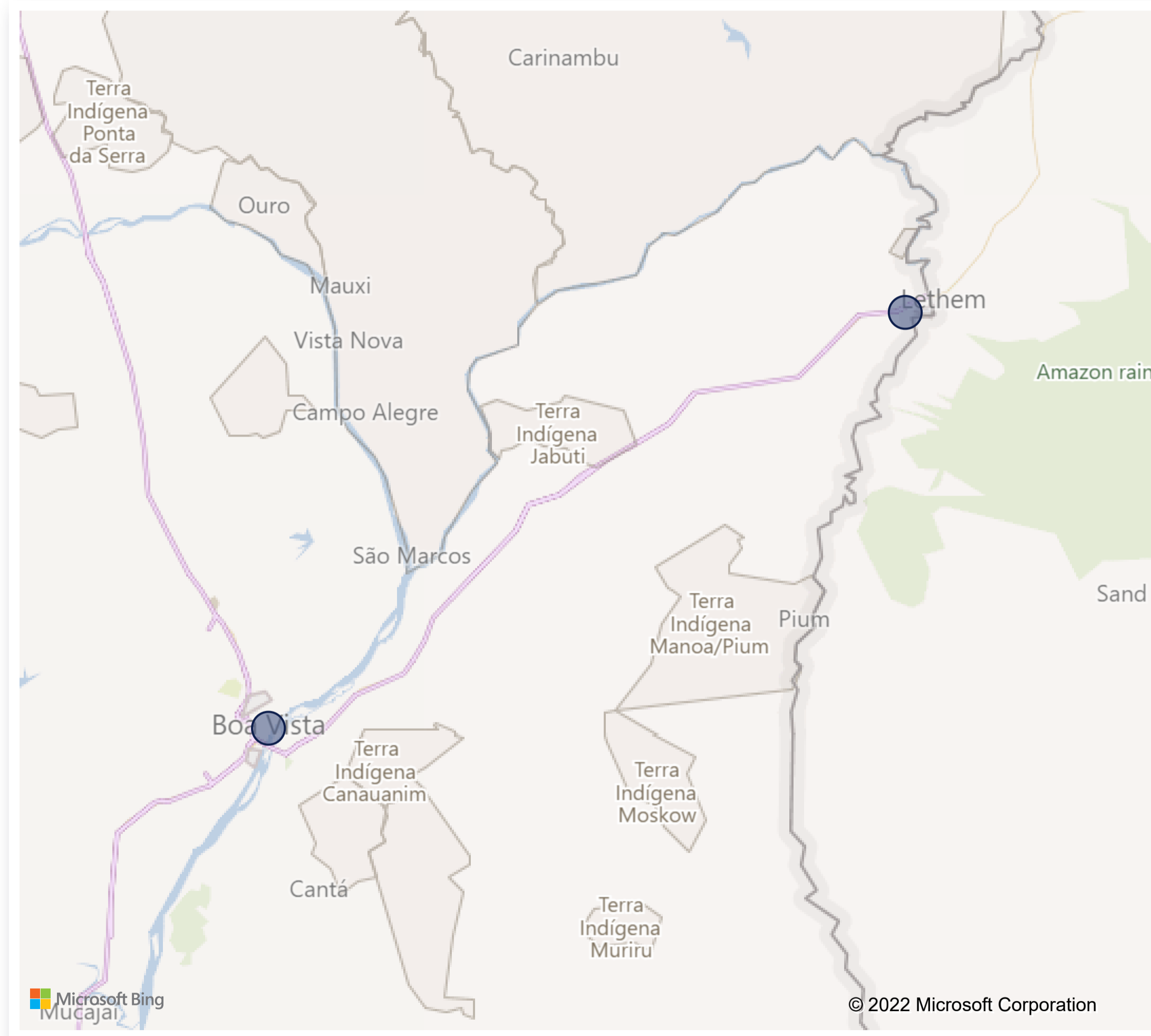
# RÔNDOIA



Corumbiara, RO, Brasil



# RORAIMA



Boa Vista, RR, Brasil

Bonfim, RR, Brasil



# AUDITED NUMBERS

- Audited Farms: **186**
- Total Number of Farms: **452**
- Production Area: **368,067.74** hectares
- Audited Production Area: **152,731.95** hectares
- Total Production Volume Audited: **559,096.03** tons
- Consolidated Number of Total Employees per Farm **2508**



# PRINCIPLE 1 - Compliance with law, international accords and the ProTerra Standard

100.00%  
1.1.1 - Compliance with applicable laws.

100.00%  
1.1.4 - The grower has title of the land.



# PRINCIPLE 2 – Human Rights and Responsible personnel policies, labour practices

100.00%

2.1.1 - There is no slave labour or equivalent.

100.00%

2.1.2 - Workers' identity papers are not retained by the employer.

100.00%

2.1.4 - There is no child labour.

100.00%

2.1.5 - There are no coercive disciplinary or control methods used.

100.00%


2.2.1 - The workweek does not exceed 48 hours per week, or respects the national law/collective ag

98.39%

2.2.2 - Overtime does not routinely exceed 12 hours per week

100.00%

2.2.4 - Overtime hours are compensated as required by law



# PRINCIPLE 2 – Human Rights and Responsible personnel policies, labour practices

100.00%

2.2.6 - Workers are entitled to one day off following 6 consecutive days of work.

100.00%

2.4.1 - Workers have equal opportunities and there is no discrimination.

100.00%

2.5.1 - Working conditions are appropriate and legally compliant.

88.71%

2.5.2 - Workers living on site shall have appropriate food, water and housing.

100.00%

2.6.1 - Workers have written employment contracts.

100.00%

2.8.1 - Workers' wages meet or exceed the national minimum wage or collective agreement.

100.00%

2.8.3 - Wages are regularly paid, documented and recorded.



# PRINCIPLE 2 – Human Rights and Responsible personnel policies, labour practices

100.00%

2.8.4 - There is no deductions from wages for disciplinary purposes.

100.00%

2.8.5 - Social security plan required by law and legally deducted from salary.

100.00%

2.9.2 - Operation's risk assessment to mitigate activities' inherent risks.

90.67%

2.9.3 - First aid kits/emergency services are quickly available in case of accidents.

96.25%

2.9.4 - Workers' health and safety program is implemented and monitored.

100.00%

2.9.5 - Hazardous tasks are conducted by qualified and properly trained workers.

100.00%

2.9.6 - Required PPE is provided.



# PRINCIPLE 2 – Human Rights and Responsible personnel policies, labour practices

95.36%

2.10.1 - Workers are trained on health and safety.

100.00%

2.11.1 - Maternity leave is respected according to the law.

100.00%

2.12.1 – Workers are allowed to join trade unions.





# PRINCIPLE 3 - RESPONSIBLE RELATIONS WITH WORKERS AND COMMUNITY

85.96%

3.1.1 - The farm has a complaint system implemented for employees and local community.

100.00%

3.2.1 - Land use does not interfere with neighbours' production systems.

100.00%

3.2.2 - There is no land rights disputes.



# PRINCIPLE 4 - ENVIRONMENTAL SERVICES, EFFECTIVE ENVIRONMENTAL MANAGEMENT PLAN

100.00%

4.1.1 - Native vegetation areas and other HCVAs have not been cleared after 2008.

100.00%

4.1.2 - Farm Joined CAR (Rural Environment Registry), complies with BR Forest Code

100.00%

4.2.1 - Native vegetation around bodies of water, on steep slopes and hill tops is maintained.

100.00%

4.2.2 - There is neither hunting nor gathering of native species.



# PRINCIPLE 5 - GENETICALLY MODIFIED ORGANISMS (GMO) NOT USED

100.00%

5.1.1 - GMO products are not used in the production of ProTerra products.

100.00%

5.1.2 - The production system ensures that there is no contamination by GMO's.

100.00%

5.2.1 -Non-GMO materials segregated from GMO materials.



# PRINCIPLE 6 - POLLUTION AND WASTE MANAGED EFFECTIVELY

98.92%

6.1.1 - Hazardous wastes are properly handled and have correct destination.

99.46%

6.1.2 - Non-hazardous wastes have correct destination and, where possible, are recycled.

97.85%

6.2.1 - Biological wastes are properly handled and have correct destination.

100.00%

6.2.2 - Biological wastes are not incinerated.



# PRINCIPLE 7 - WATER MANAGED CONSERVATIVELY

80.11%

7.1.1 - The quantity and quality of natural water resources are conserved.

100.00%

7.2.1 - Best practices are implemented for water management and for irrigation.



# PRINCIPLE 8 - GREENHOUSE GASES AND ENERGY MANAGED EFFECTIVELY

100.00%

8.1.1 - Greenhouse gases emissions are monitored, and restrictions and limits observed.

100.00%

8.2.1 - Practices to minimize the use of energy are adopted, giving preference to renewable sources



# PRINCIPLE 9 - GOOD AGRICULTURAL PRACTICES ADOPTED

100.00%

9.1.1 - Good agricultural practices are adopted, for example Integrated Pest Management (IPM).

100.00%

9.2.1 - No burning of vegetation is used for area cleaning, except when authorized by law.

100.00%

9.3.1 - Soil and crops are managed to improve soil quality and fertility.

100.00%

9.3.2 - Soil suitability for the crop cultivation is assessed.

100.00%

9.3.3 - Fertilizer use is based on recommendations of experts or manufacturers.

100.00%

9.4.3 - Agricultural production records are kept.

100.00%

9.4.4 - Records of fertilizers and pesticides are kept as well as of pests, diseases.



# PRINCIPLE 9 - GOOD AGRICULTURAL PRACTICES ADOPTED

100.00%

9.5.2 - Quality of seeds, either saved or obtained by breeding, is maintained.

100.00%

9.6.1 - The use of toxic or polluting materials is minimized, and pesticides with lower toxicity .

100.00%

9.6.2 - There is no use of pesticides listed in the WHO List classes 1a, 1b and II, Rotterdam.

68.28%

9.6.3 - No use of pesticides listed in WHO classes 1a and 1b, Rotterdam and Stockholm.

100.00%

9.6.4 - Non-chemical weed control methods are used.

100.00%

9.7.1 - Methods for the application of agrochemicals that minimize harm to health .

100.00%

9.7.2 - There is no pesticide spraying over bodies of water, protected or residential areas.





# PRINCIPLE 9 - GOOD AGRICULTURAL PRACTICES ADOPTED

43.01%

9.7.3 - Recently sprayed areas are properly marked to prevent people entrance.

100.00%

9.7.4 - Aerial spraying is carried out only under good weather conditions.

99.46%

9.7.5 - Residents within 1 km shall be informed at least one day in advance before aerial spraying

100.00%

9.7.6 - Aerial spraying is not performed with pesticides listed in WHO classes 1 List classes 1a, 1b

100.00%

9.7.7 - Quarantine periods after application of pesticides are respected.

100.00%

9.7.8 - Pesticides are handled, stored, transported, and disposed in accordance with manufacturers.



THANK YOU!

FOODCHAIN

Seeing Food Clearly

